

# TRI WASTE: WHERE DOES IT GO?

---

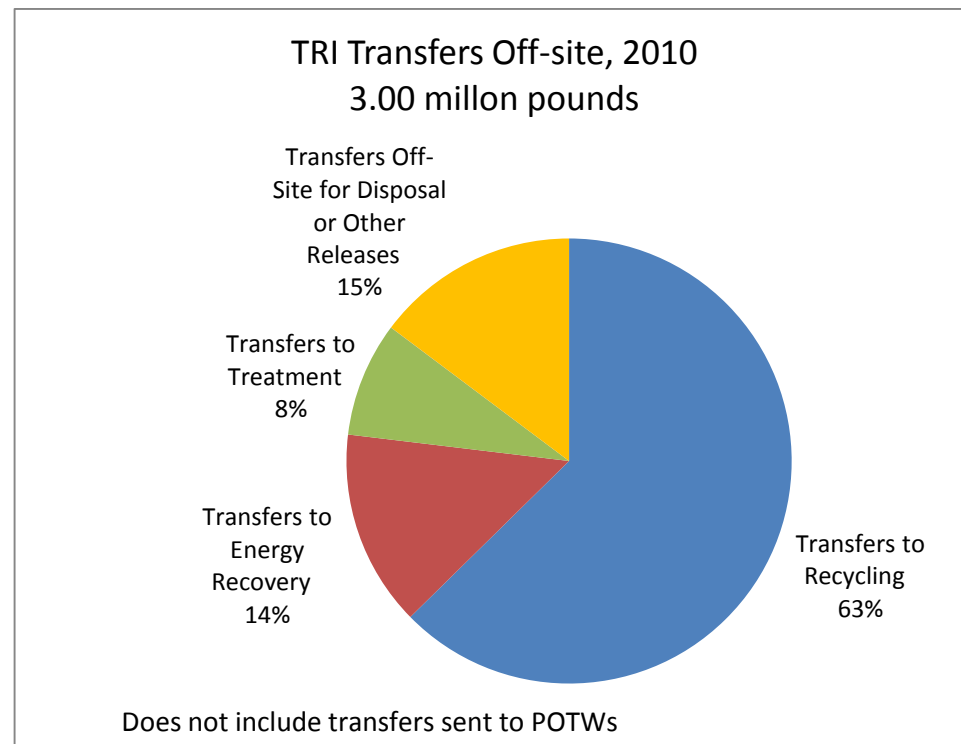
2012 National Training Conference on the  
Toxics Release Inventory (TRI) and  
Environmental Conditions in Communities

April 11-12, 2012

Catherine Miller  
CGM Research LLC

## TRI Transfers: What are they?

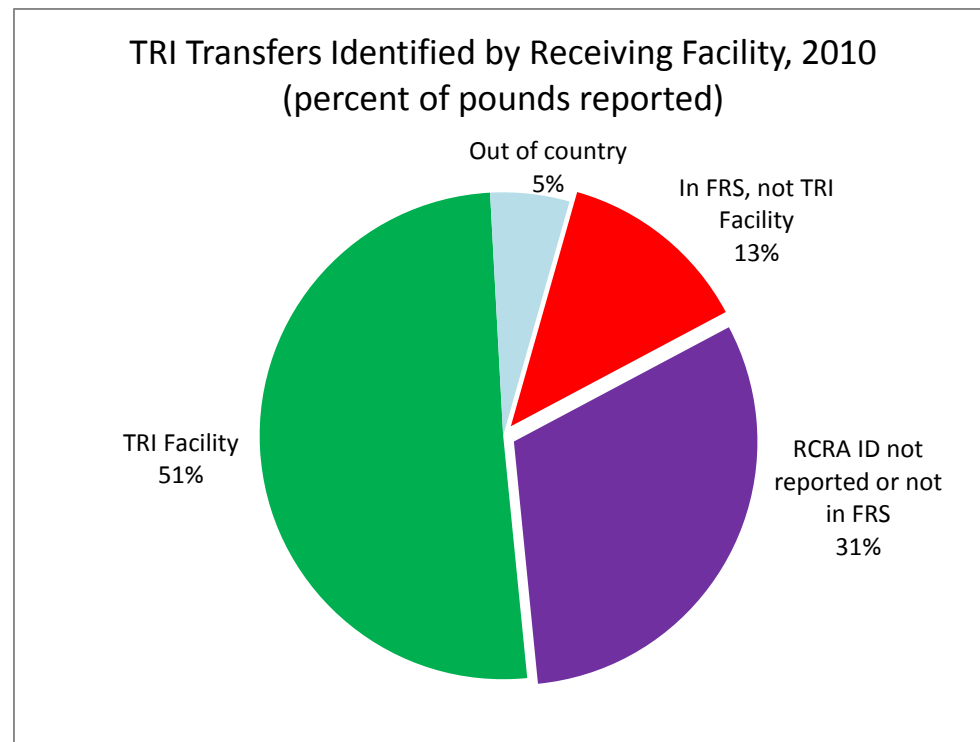
- TRI facilities report on amount of chemical in waste transferred off-site to a receiving facility (Section 6.2 of TRI Form)
  - Report amount of chemical and what done with it at the receiving facility (i.e., sent for treatment, energy recovery, recycling or disposal)
  - Give name/address of receiving facility
  - Give RCRA ID of receiving facility
- Such transfers about equal to on-site releases (on-site releases were 3.52 million pounds vs. 3.00 million pounds of off-site transfers for 2010)



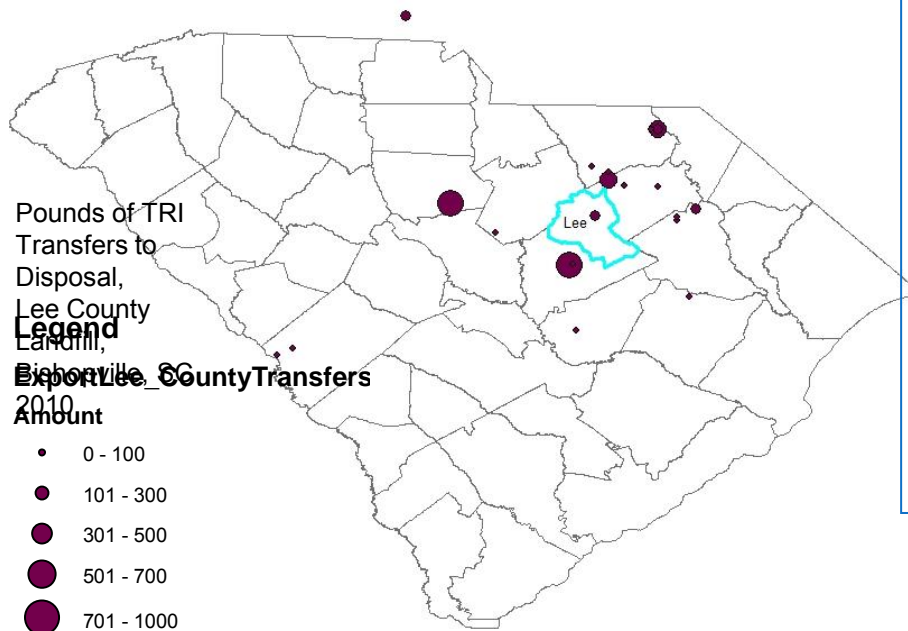
- Communities do not have the same access to transfer data in their community as they have to on-site releases, even though both are reported to TRI

## Identifying Facilities Receiving TRI Transfers

- RCRA ID used to link to receiving facility through FRS
  - Over half of TRI chemicals went to other TRI facilities
  - 5% sent out of country
  - 13% to RCRA facilities, but not TRI facilities
  - 31% to facilities not in EPA TRI or RCRA database (RCRA ID not a match or not reported)



# TRI Tools Do Not Provide Information on Transfers



## TRI Transfers to Lee County, SC (zip code 29010), 2010

TRI Facility Reporting	On-site Releases* Pounds	Off-site Transfers to Lee County Landfill Pounds
REXAM BEVERAGE CAN COMPANY, Bishopville, SC	406,507	268
From 20 other TRI Facilities reporting transfers to Lee County Landfill, Bishopville, SC		8,096,110

\* On-site releases are the only TRI data generally available to queries of TRI data by zip code or county.

- Communities access TRI information by zip code or county (e.g., TRI Explorer, Envirofacts)
  - These tools provide a facility's on-site releases
  - They generally don't provide data on transfers sent to facilities located in the zip code or county
- TRI may be the only data EPA has on the receiving facilities (such as recyclers, municipal landfills)

## Data Quality/Data Collection Implications

- For TRI reporters:
  - Provide pick list with RCRA ID and name/address (based on FRS as well as TRI data)
    - To assure consistent spelling
    - To assure full location information (including zip code and county) and not mailing address or address of company headquarters
    - To assure correct RCRA ID
  - Do not pre-load invalid data from prior years
- For TRI Tool Developers and Data Users:
  - Provide RCRA ID and latitude/longitude data from FRS at same time as TRI data are provided
  - Encourage queries that include off-site transfer data linked to location
- Using the data will help improve data quality

Catherine Miller, [cgmiller@ix.netcom.com](mailto:cgmiller@ix.netcom.com)

Phone: 203 498-9697