

# Improving TRI Parent Company Data

TRI National Conference November 2010

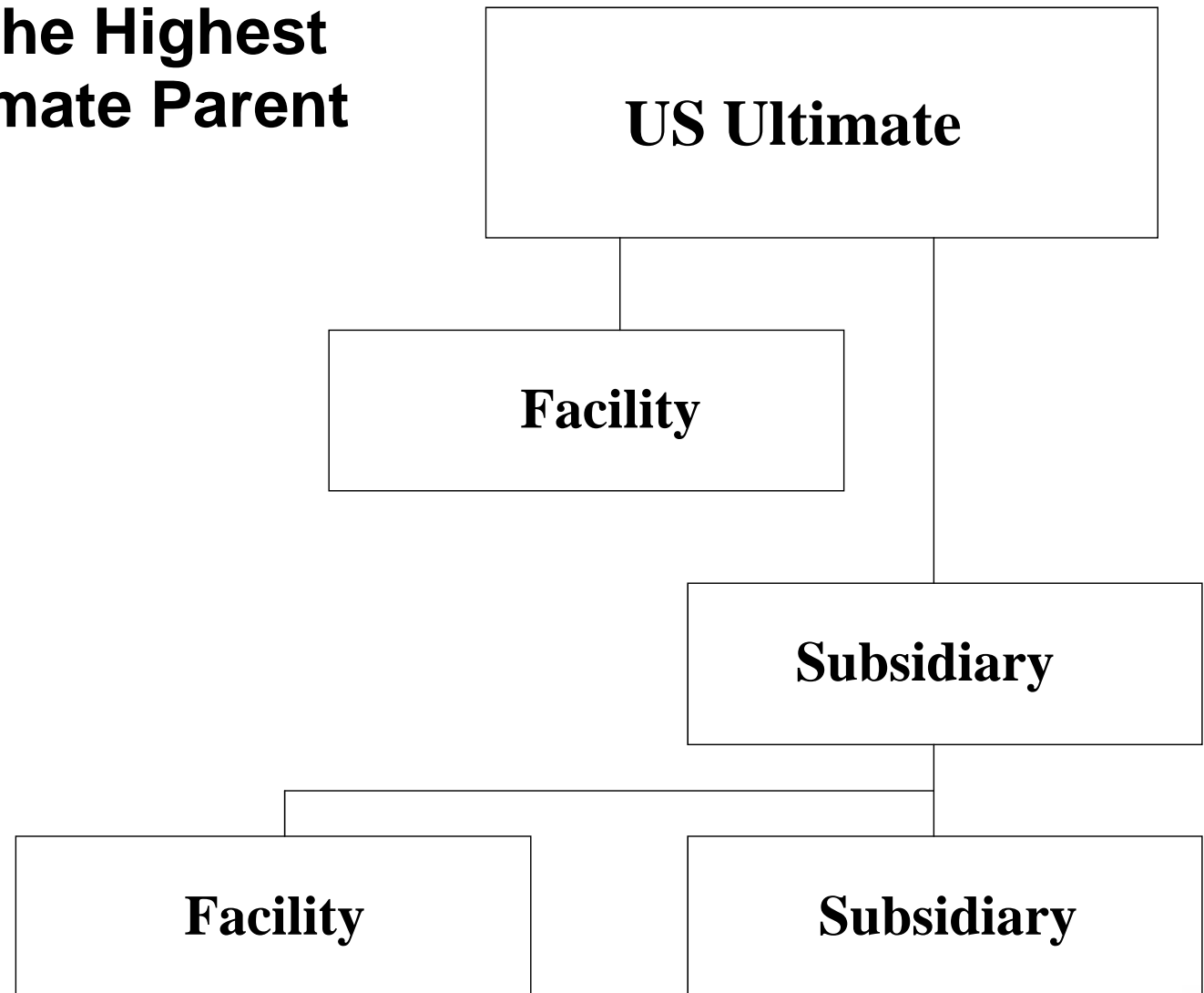
Alex Klaessig  
(617) 520-2589  
[Alex\\_Klaessig@AbtAssoc.com](mailto:Alex_Klaessig@AbtAssoc.com)

From Insight to Impact – Worldwide



# What is a Corporate Parent?

- **TRI Collects the Highest Level US Ultimate Parent Company**

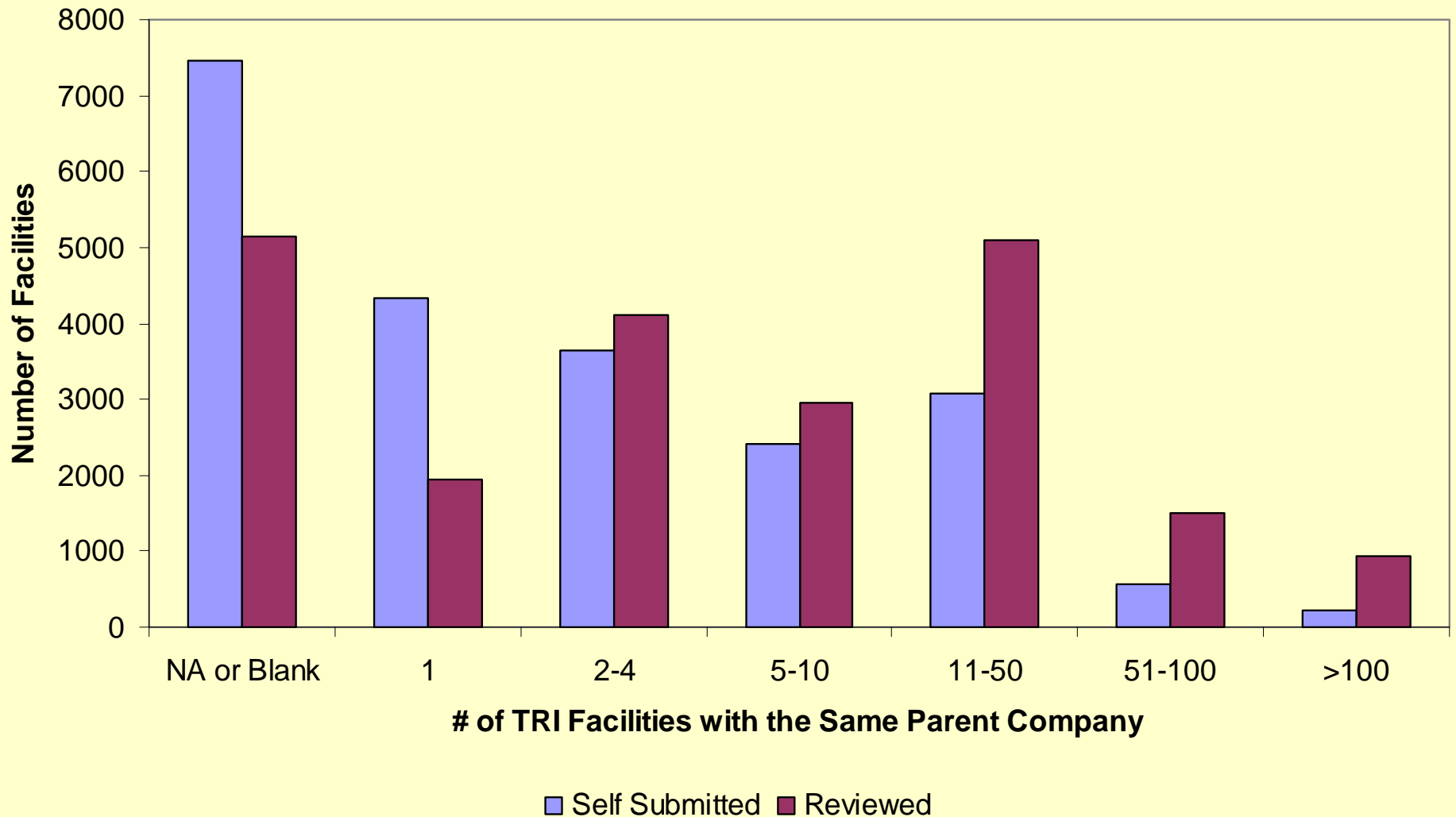


# Background on the Project

- **EPA uses Parent Company data in:**
  - Small Business Analyses
  - Enforcement and Compliance Cases
- **In 2008, EPA began a dialogue with the financial sector to make EPA data easier to use**
- **A Lesson from the dialogue is that EPA's facility level data can be difficult to aggregate to the company level**
  - Data may not be consistent
  - Data may not be accurate
- **EPA wants to improve the parent information to help their internal analyses and other end users**

# 2008 Parent Company Information

## 2008 TRI Facilities Per Parent Company



# Consistency and Accuracy

- **Consistency**

- Filers often Submit Names with Small Variations
  - GE vs. G.E. vs. General Electric
  - The Dow Chemical Company vs. Dow Chemical Company
  - JR Simplot vs. J R Simplot
  - Taiheiyo Cement vs. Taihieyo Cement

- **Accuracy**

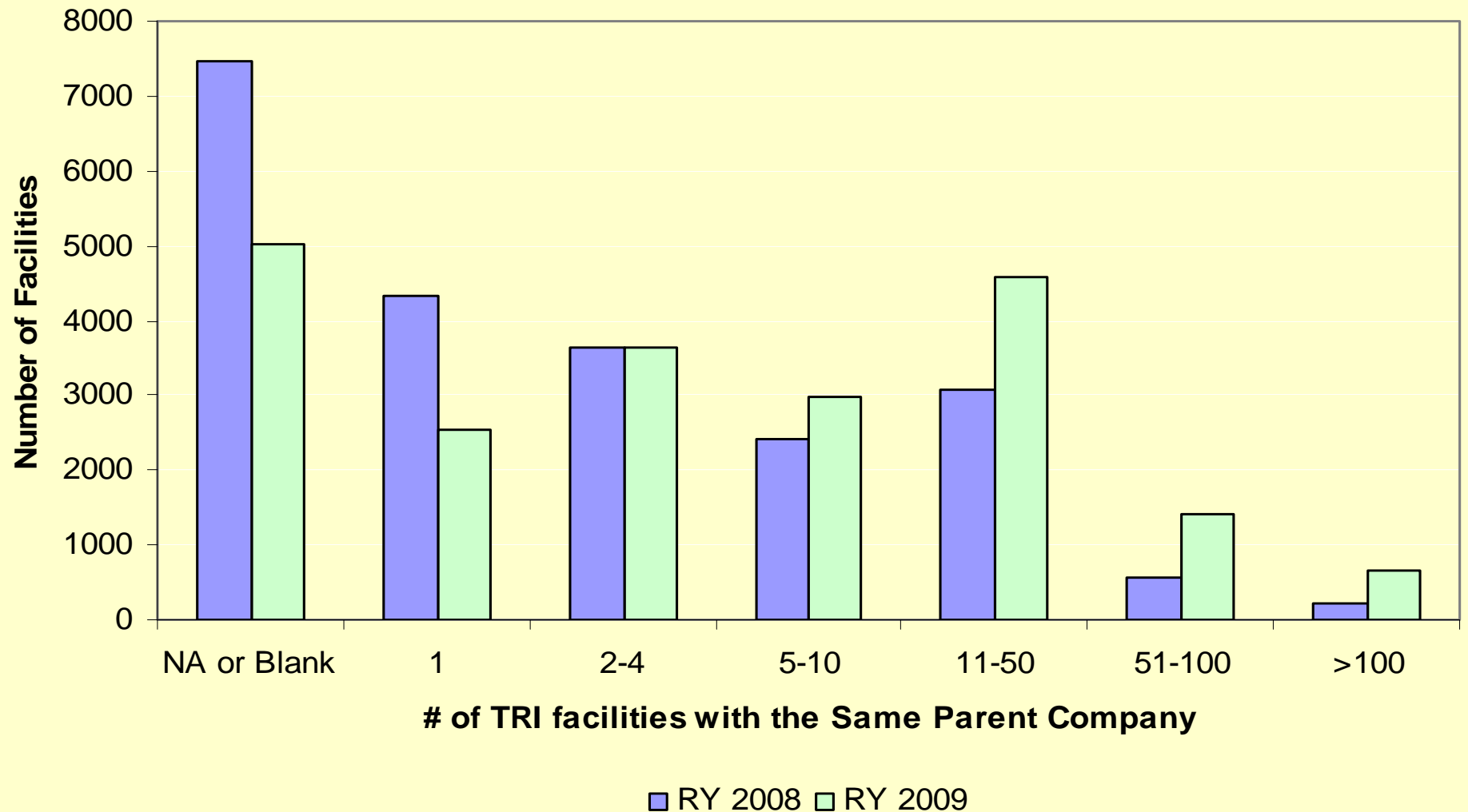
- Filers Submit Subsidiaries, Divisions, or Trade Names Instead of the Ultimate US Parent Company
- Filers Submit “Not Applicable” when there is a Higher Parent Company

# So... What does EPA do about it?

- **First, EPA improves the data**
  - Consistency is Improved by Looking at the Data and Standardizing the Names
  - Accuracy is Harder and Requires Research
    - SEC 10-K Filings for Publicly Owned Facilities
    - Internet Research for Private Firms
- **Then, EPA inserts the improved data into TRI-MEweb for Facility Review**
  - Facilities submitting in prior years are presented with the improved, standardized Parent Company information for their filings

# Did it Work?

## Year-Over-Year Change In Parent Company Information



# Great... What can I do with that?

Parent Company	Net Generation (MWH)	Production Related Waste (lbs)	Pounds Per MWH
AES CORP	33,449,560	31,820,436	0.95
DOMINION RESOURCES INC	59,195,416	40,061,088	0.68
DUKE ENERGY CORP	105,994,008	154,082,881	1.45
INTEGRYS ENERGY GROUP INC	6,822,372	2,974,566	0.44
NATIONAL GRID USA	6,642,558	252,233	0.04
SCANA	15,394,312	13,104,697	0.85
TECO ENERGY INC	10,393,963	20,792,508	2.00



# What would the answer be before?

Parent Company	Net Generation (MWH)	Production Relate Waste (lbs)	Pounds Per MWH
AES CORP.	1,598,628	240,777	0.15

# Next Steps and Final Thoughts

- **Next Steps**

- Review and improve RY2009 data for RY2010 submissions
- Improve the parent information prompts in TRI-MEweb

- **Final Thoughts**

- The process of improving parent company information is iterative.
- EPA is making progress
- Please share how you use the data and what can be done to improve it

Abt

Abt Associates Inc.

Abt

**Abt Associates Inc.**